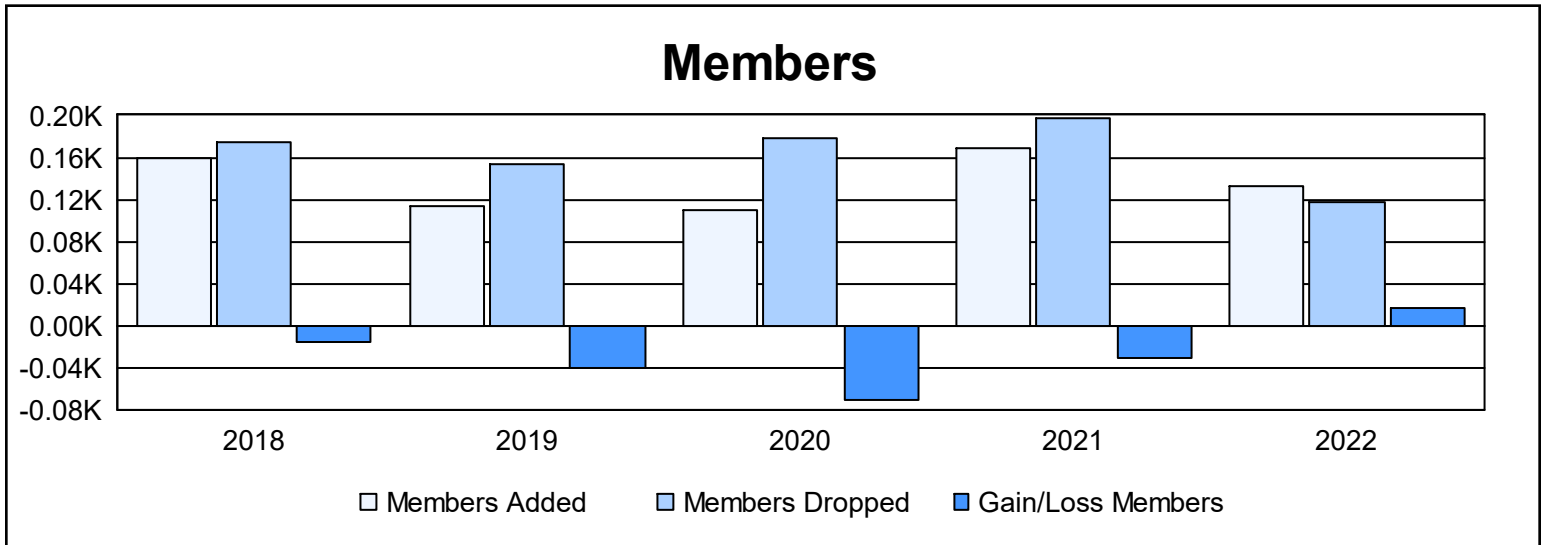
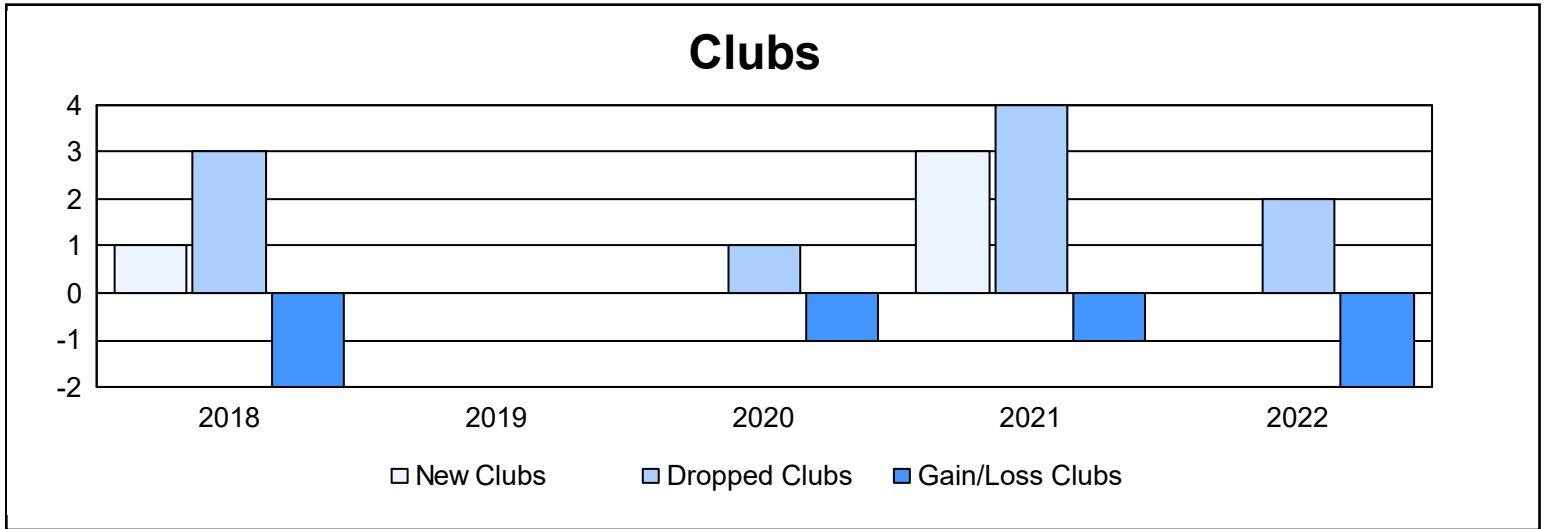
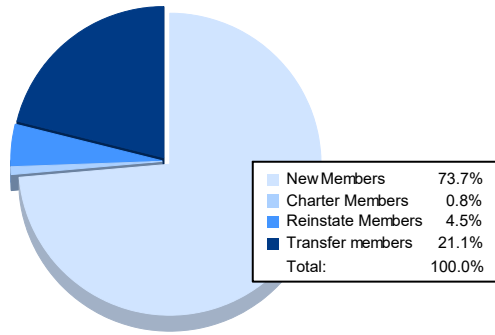


Year	New Clubs	Dropped Clubs	Gain/ Loss Clubs	New Members	Charter Members	Reinstate Members	Transfer Members	Total Member Added	Total Members Dropped	Gain/ Loss Members
2017-2018	1	3	-2	108	26	5	20	159	174	-15
2018-2019	0	0	0	91	2	4	16	113	154	-41
2019-2020	0	1	-1	97	1	3	8	109	179	-70
2020-2021	3	4	-1	83	54	1	30	168	198	-30
2021-2022	0	2	-2	98	1	6	28	133	117	16
<b>Average</b>	<b>1</b>	<b>2</b>	<b>-1</b>	<b>95</b>	<b>17</b>	<b>4</b>	<b>20</b>	<b>136</b>	<b>164</b>	<b>-28</b>



### Membership Composition June 2022 Cumulative



### Gender Composition June 2022 Cumulative

